

The First Trust Dow Jones Select MicroCap IndexSM Fund is based on the Dow Jones Select MicroCap IndexSM. The index is a float-adjusted market capitalization-weighted index. It is designed to represent microcap stocks which have been screened based on market capitalization, trading volume, and financial indicators that include trailing price/earnings ratio, trailing price/sales ratio, per-share profit change, operating profit margin and six-month total return.

Quarter End Performance	Quarter	YTD	1 Yr.	3 Yr.	5 Yr.	10 Yr.	Since Fund Inception	Fund Details	
Fund Performance¹								Fund Ticker	FDM
NAV	-9.10%	-2.79%	19.99%	-11.50%	N/A	N/A	-2.57%	CUSIP	33718M105
After Tax Held	-9.15%	-2.84%	19.84%	-11.74%	N/A	N/A	-2.77%	Intraday NAV	RDM
After Tax Sold	-5.92%	-1.81%	12.99%	-9.72%	N/A	N/A	-2.28%	Index Ticker	DJSM
Market Price	-8.95%	-2.56%	19.89%	-11.45%	N/A	N/A	-2.56%	Fund Inception Date	9/27/05
Index Performance								Index Inception Date	6/27/05
Dow Jones Select MicroCap Index ^{SM2}	-9.01%	-2.56%	20.95%	-10.83%	-0.94%	N/A	-1.84%	Gross Expense Ratio (12/31/09)	0.94%
Russell 2000 [®] Index	-9.92%	-1.95%	21.48%	-8.60%	0.37%	N/A	-0.29%	Net Expense Ratio	0.60%
								Rebalance Frequency	Quarterly
								Dividend Frequency	Semi-Annual
								Primary Listing	NYSE Arca
								Marginable	YES
								Options	YES
								Short Sell	YES

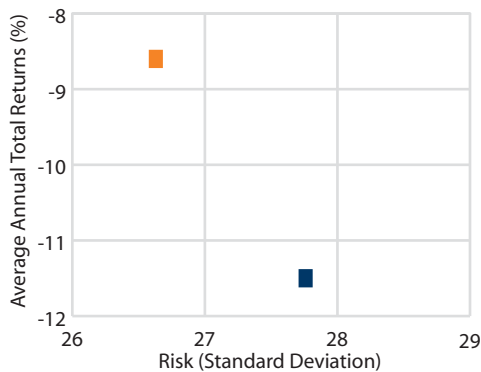
Performance data quoted represents past performance. Past performance is not a guarantee of future results and current performance may be higher or lower than performance quoted. Investment returns and principal value will fluctuate and shares when sold or redeemed, may be worth more or less than their original cost. You can obtain performance information which is current through the most recent month-end by visiting ftportfolios.com.

3-Year Statistics

	Standard Deviation	Alpha	Beta	Sharpe Ratio	Correlation
■ First Trust Dow Jones Select MicroCap Index SM Fund	27.76%	-2.71	1.02	-0.40	0.98
■ Russell 2000 [®] Index	26.63%	—	1.00	-0.31	1.00

Pursuant to contract, First Trust has agreed to waive fees and/or pay fund expenses to prevent the net expense ratio of the fund from exceeding 0.60% per year, at least until May 15, 2011.

3-Year Risk/Return Comparison



¹After Tax Held returns represent return after taxes on distributions. Assumes shares have not been sold. After Tax Sold returns represent the return after taxes on distributions and the sale of fund shares. Returns do not represent the returns you would receive if you traded shares at other times. Market Price returns are based on the midpoint of the bid/ask spread. Returns are average annualized total returns, except those for periods of less than one year, which are cumulative. The fund's performance reflects fee waivers and expense reimbursements, absent which performance would have been lower.

After-tax returns are calculated using the historical highest individual federal marginal income tax rates and do not reflect the impact of state and local taxes. Actual after-tax returns depend on the investor's tax situation and may differ from those shown. The after-tax returns shown are not relevant to investors who hold their fund shares through tax-deferred arrangements such as 401(k) plans or individual retirement accounts.

²Past performance is not a guarantee of future results. Performance information for the Dow Jones Select MicroCap IndexSM is for illustrative purposes only and does not represent actual fund performance. No representation is being made that any investment will achieve performance similar to that shown. The Index does not charge management fees or brokerage expenses, and no such fees or expenses were deducted from the performance shown. Indexes are unmanaged and an investor cannot invest directly in an index. All index returns assume that dividends are reinvested when they are received.

Performance History

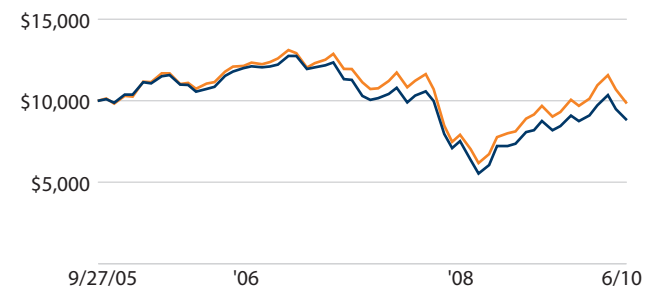
Annual Total Returns

Year	First Trust Dow Jones Select MicroCap Index SM Fund	Russell 2000 [®] Index
2006	15.69%	18.37%
2007	-6.02%	-1.57%
2008	-33.33%	-33.79%
2009	20.85%	27.17%
6/30/10	-2.79%	-1.95%

Growth of \$10,000

9/27/05 – 6/30/10

■ First Trust Dow Jones Select MicroCap Index SM Fund	\$8,834
■ Russell 2000 [®] Index	\$9,862



Fund Objective

This exchange-traded fund's investment objective is to seek investment results that correspond generally to the price and yield (before the fund's fees and expenses) of the Dow Jones Select MicroCap IndexSM.

- This index is designed to represent microcap stocks trading on the New York Stock Exchange ("NYSE[®]"), NYSE Amex and The NASDAQ Stock Market, Inc. ("NASDAQ[®]") that are comparatively liquid and have strong fundamentals relative to the micro-capitalization segment as a whole.
- Covers securities whose market capitalizations fall within a range defined by the bottom two deciles of NYSE stocks.
- Stocks are screened based on market capitalization, trading volume, and financial indicators that include trailing price/earnings ratio, trailing price/sales ratio, per-share profit change for the previous quarter, operating profit margin and six-month total return.

Fund Data

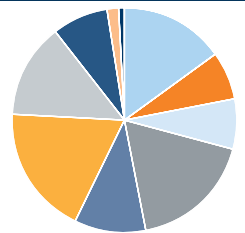
Number of Holdings	260
Maximum Market Cap.	\$1.14 Billion
Median Market Cap.	\$279 Million
Minimum Market Cap.	\$54 Million
Price/Earnings	12.75
Price/Book	1.37
Price/Cash Flow	5.75
Price/Sales	0.64

Top 10 Holdings

EV Energy Partner LP	EVEP	1.27%
American Capital Agency Corp	AGNC	1.20%
The Advisory Board Company	ABCO	1.00%
Manhattan Associates, Inc.	MANH	0.93%
Interface, Inc.	IFSIA	0.91%
Zoll Medical Corporation	ZOLL	0.87%
World Acceptance Corporation	WRLD	0.84%
Heartland Payment Systems, Inc.	HPY	0.83%
First Potomac Realty Trust	FPO	0.80%
Peet's Coffee & Tea Inc.	PEET	0.79%

Sector Breakdown

Consumer Discretionary	15.20%
Consumer Staples	6.95%
Energy	7.12%
Financials	17.71%
Health Care	10.34%
Industrials	18.64%
Information Technology	13.72%
Materials	7.92%
Telecommunication Services	1.61%
Utilities	0.79%



RISKS

The fund's shares will change in value, and you could lose money by investing in the fund. One of the principal risks of investing in the fund is market risk. Market risk is the risk that a particular stock owned by the fund, fund shares or stocks in general may fall in value.

The fund's return may not match the return of the Dow Jones Select MicroCap IndexSM. The fund may not be fully invested at times. Securities held by the fund will generally not be bought or sold in response to market fluctuations and the securities may be issued by companies concentrated in a particular industry. The fund will invest in micro-capitalization companies. Such companies may be more vulnerable to adverse general market or economic developments, may be less liquid, and may experience greater price volatility than larger, more established companies.

Investors buying or selling fund shares on the secondary market may incur customary brokerage commissions. Investors who sell fund shares may receive less than the share's net asset value. Shares may be sold throughout the day on the exchange through any brokerage account. However, shares may only be redeemed directly from the fund by authorized participants, in very large creation/redemption units.

The Dow Jones Select MicroCap IndexSM, is a product of Dow Jones Indexes, a licensed trademark of CME Group Index Services LLC ("CME"), and has been licensed for use. "Dow JonesSM," "Dow Jones Select MicroCap IndexSM," and "Dow Jones Indexes" are service marks of Dow Jones Trademark Holdings, LLC ("Dow Jones"), and have been licensed to CME and have been sublicensed for use for certain purposes by First Trust. First Trust's ETF, based on the Dow Jones Select MicroCap IndexSM, is not sponsored, endorsed, sold or promoted by Dow Jones, CME or their respective affiliates and none of them makes any representation regarding the advisability of investing in such products.

Standard Deviation is a measure of price variability (risk). **Alpha** is an indication of how much an investment outperforms or underperforms on a risk-adjusted basis relative to its benchmark. **Beta** is a measure of price variability relative to the market. **Sharpe Ratio** is a measure of excess reward per unit of volatility. **Correlation** is a measure of the similarity of performance.

The Russell 2000[®] Index is comprised of the smallest 2000 companies in the Russell 3000 Index.

You should consider the fund's investment objectives, risks, and charges and expenses carefully before investing. Contact First Trust Portfolios L.P. at 1-800-621-1675 or visit www.ftportfolios.com to obtain a prospectus or summary prospectus which contains this and other information about the fund. The prospectus or summary prospectus should be read carefully before investing.

First Trust

First Trust Advisors L.P. is the adviser to the fund. First Trust Advisors L.P. is an affiliate of First Trust Portfolios L.P., the fund's distributor.

1-866-848-9727
www.ftportfolios.com

Not FDIC Insured • Not Bank Guaranteed • May Lose Value